

MULTIBLOC® 000.ST8

Size 000, 100A, 690VAC, Design for Bottom Fitting, Triple Pole

NH Fuse Switch Disconnecter

The production programme of MULTIBLOC® 000.ST8 comprises NH fuse switch disconnectors for 100A.

They are designed for bottom fitting/panel installation and are available in triple pole units.

For installation of MULTIBLOC® NH fuse switch disconnectors of different sizes in distribution units with central cover, respective covers are used to obtain a uniform profile in height and length.

MULTIBLOC® size 000 are designed for NH fuse-links in accordance with IEC/EN 60269-2, VDE 0636-2, size 000: 100A.

MULTIBLOC® offers the user the possibility of fast and easy installation as well as a high degree of security during installation and maintenance.

Features Benefits

- Touch protection IP 20
- Large windows with testing holes
- Width of switch 89 mm, installation depth 40 mm
- Cable termination: frame clamp 1,5 - 50 mm²
- Combination of several switches by using insulated bus bars
- Indicating switch for switch door position - optional
- Safe on load connection/disconnection to IEC 60947

Applications

- House incoming units
- Meter distribution units
- Measuring transformer cabinets
- Transmitting stations for telecommunications

Technical data overview

Voltage AC	690 VAC
Amper (A)	100 A
Size per Standard	000
Mounting	bottom fitting/panel
SCCR	Ue = AC 400 V; Ie = 100 A 80kA
Switchability	triple pole switching



Standards

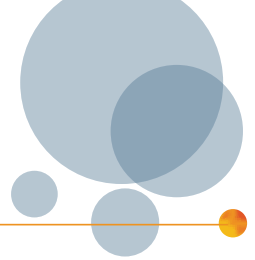
IEC/EN 60 947-3

For NH-fuse links size 000 in accordance with IEC/EN 60 269-2, VDE 0636-2



MULTIBLOC® 000.ST8

Size 000, 100A, 690VAC, Design for Bottom Fitting, Triple Pole



Product range



C00ST601

MULTIBLOC® 000.ST8 size 000 100 A, 690 V AC bottom fitting, triple pole

Catalog number	Reference number	Poles	Cable termination components	Weight kg ¹⁾	Package
C00ST601	J1002118	3	6 frame clamps 1,5–50 mm ²	0.46	1 piece

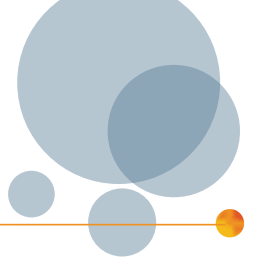
Technical data in accordance with EN / IEC 60947

	000.ST8 triple pole
Installation mode	bottom fitting
Size	000
Number of poles/phases	3
Conventional free air thermal current with NH-fuse links I_{th}	100 A
Max. power dissipation of fuse links P_n	7,5 W
Max. power dissipation of solid links P_n	1,2 W
Utilization category to IEC/EN 60947-3 $U_e = AC 400 V; I_e = 100 A$ $U_e = AC 690 V; I_e = 100 A$	AC 22 B AC 21 B
Rated operational voltage U_e	690 V
Rated insulation voltage U_i	690 V
Rated impulse withstand voltage U_{imp}	6 kV
Rated frequency	50 ... 60 Hz
Degree of protection	IP 20
Degree of pollution	3
Rated duty	uninterrupted duty
Rated short circuit making capacity with fuse links $U_e = AC 400 V; I_e = 100 A$	80 kA
Power dissipation by I_{th} without NH-fuse links	9 W
Cable terminal connection	
Standard cable terminal	frame clamp 1.5–50 mm ²

1) weight in kg per piece or set including package

MULTIBLOC® 000.ST8

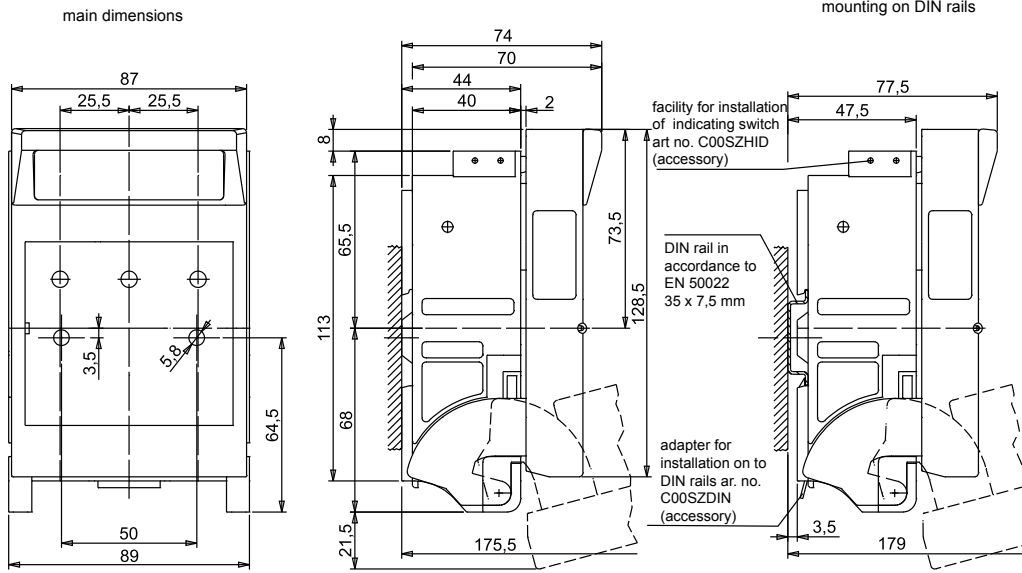
Size 000, 100A, 690VAC, Design for Bottom Fitting, Triple Pole



Dimensions

MULTIBLOC® 000.ST8 NH-fuse switch disconnecter triple pole design for bottom fitting (M01095)

main dimensions and rail mounting



Dimensions in mm

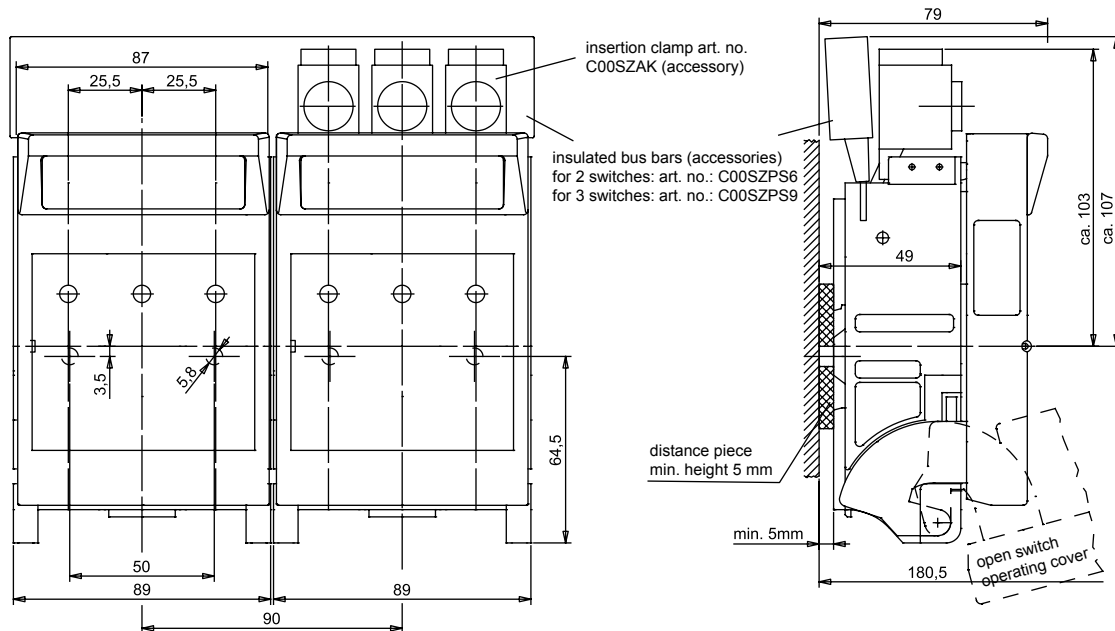
MULTIBLOC® 000.ST8

Size 000, 100A, 690VAC, Design for Bottom Fitting, Triple Pole

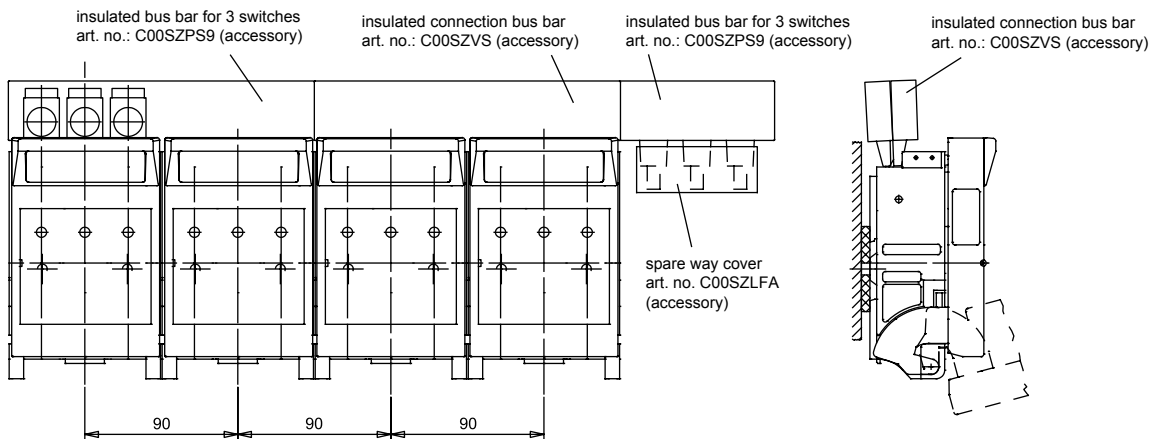
Dimensions

MULTIBLOC® 000.ST8 NH-fuse switch disconnecter triple pole design for bottom fitting (M01096)

bottom fitting and accessories



installation of 000.ST8 with bus bar connection



Dimensions in mm

Accessories



C00SZAB

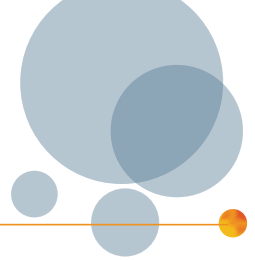
Cover shields

Catalog number	Reference number	Design	Weight kg ¹⁾	Package
C00SZAB	Q1002170	cover shield 180 x 110 for 1switch	0.03	1 piece

1) weight in kg per piece or set including package

MULTIBLOC® 000.ST8

Size 000, 100A, 690VAC, Design for Bottom Fitting, Triple Pole



Accessories



C00SZDIN

Installation devices

Catalog number	Reference number	Design	Weight kg ¹⁾	Package
C00SZDIN	Z1022970	adapter for installation on to DIN-rails in accordance with EN 50 022, 35 x 7,5 mm and 35 x 15 mm for 000.ST8 triple pole	0.01	1 piece



C00SZHID

Indication facilities

Catalog number	Reference number	Design	Weight kg ¹⁾	Package
C00SZHID	R1022986	indicator for switch door position micro switch, 1 change-over contact 5 A, 250 V for MULTIBLOC® 000.ST8 1 set = 3 pieces	0.006	1 piece




C00SZ3K




C00SZAK

Varieties of cable termination


Catalog number	Reference number	Design	Weight kg ¹⁾	Package
C00SZ3K	M1022959	triple clamp per pole 2.5 up to 16 mm ²	0.06	1 piece
C00SZAK	B1022972	insertion clamp 25-95 mm ² round solid, round stranded; 16-70 mm ² fine stranded	0.09	1 piece



C00SZPS6



C00SZPS9



C00SZVS



C00SZLFA

Insulated bus bars

Catalog number	Reference number	Design	Weight kg ¹⁾	Package
C00SZPS6	D1022974	insulated bus bar for two MULTIBLOC® 000.ST8	0.26	5 pieces
C00SZPS9	F1022976	insulated bus bar for three MULTIBLOC® 000.ST8	0.43	5 pieces
C00SZPS12	G1022977	insulated bus bar for four MULTIBLOC® 000.ST8	0.60	1 piece
C00SZVS	J1022979	insulated connection bus bar to connect two insulated bus bars	0.26	5 pieces
C00SZLFA	Q1022985	spare way cover for three poles of insulated bus bar	0.01	5 pieces

1) weight in kg per piece or set including package